

PROJECT ACHIEVEMENT PORTFOLIO

**MS. CHAMODI SAMARASINGHA
FASHION AND LIFESTYLE DESIGN
DEPARTMENT OF INTEGRATED DESIGN
FACULTY OF ARCHITECTURE
UNIVERSITY OF MORATUWA
SRI LANKA**

COHESIVE COLLECTION



CONCEPT : " REMEMBERING THE ROOTS "

As the first collection of my introducing brand " Juvents by Chamodi" which follows the artsy fashion style, attempting to give a decent quality for a decent worth with brightness and colorfulness.

This collection is a creative experiment of responsive textiles with an inventive conception which is inspired by the "Sri Lankan Traditional Puppets in Ambalangoda" and its silhouette lines, motifs, pattern placement and color ranges while bringing the concept as " Remembering the roots" under the theme of " Timeless, Bold and Statement making". As the technique, this assortment utilizes Traditional Handloom Technique.



Inspiration



Sri Lankan traditional Puppet
Arts in Ambalangoda

Concept

Remembering the roots

Theme

Timeless, Bold and
Statement Making







Target Audience

- Upper income ladies
- From 20 – 40 years old

Lifestyle

- Modern women being self-confident, elegant, sophisticated and independent
- Desire to present and underline their individuality
- Have the knowledge to appreciate the rich ,texture, art and effort done behind cultural luxury



Beige is dependable, conservative, and flexible. The color beige is neutral, calm, and relaxing.



Blend

The color beige offers some of

the warmth
and the som
coolness of
While it is a
beige is ofte
and boring c

Sri Lankan Handloom weaving Technique



Considerations
Mix Colors
Paint Dubs
Cultural & Artsy



SALES ASSOCIATES


- Mostly female
- Appear to be very discrete and artsy
- Elegant & Bold but not too flashy
- Friendly, but not too brash
- Very observant
- Searching for eye contact while staying in the background
- Establish a relaxed atmosphere



Silhouette Pattern
Traditional Puppet Silhouette
line

Color Pallet

Collection/ Silhoutte
Colour Ranges



Silhouette Identification



Character :
Gama
Haamine



Silhouette Identification :
Ruffle top with a trouser



Character : Bahubhootaya



Silhouette Identification : Ruffle
(Neriya) with a Tight
Skirt

Silhouette Identification



Character :
Nangi Haami



Silhouette Identification :
Flared Skirt with Multi Colors



Silhouette Identification :
Traditional Kandyan
Osariya & the jacket with
puff sleeves



Character : Ahelepola
Kumaari Haami

Silhouette Identification

Silhouette Identification



Silhouette Identification : Ruffles skirt with
trouser & the sleeve with high neck



Character : Gurulu Raja, Naga Raja



Character : Ahelepola Nilame




Silhouette Identification : Open Jacket
with Puff short Sleeve


Experiment / Swatch Collection




PATTERN DECODING



The Pattern decoding is also inspired by the Puppet drama character silhouette's patterns and motifs. In there I have identified that, Puppet silhouettes has two main kinds of patterns like, regular (direct) shaped patterns and Curvy (Irregular) shaped patterns. So by combining them I decode the patterns into these 4 patterns. And I use the pattern colors according to the silhouette.



Regular (Direct) shaped pattern decoding




Irregular (Curvy) shaped pattern decoding



Pattern Decoding

Initial Thumbnail Sketches
Phase 01 – Tried with existing
Puppet silhouette lines

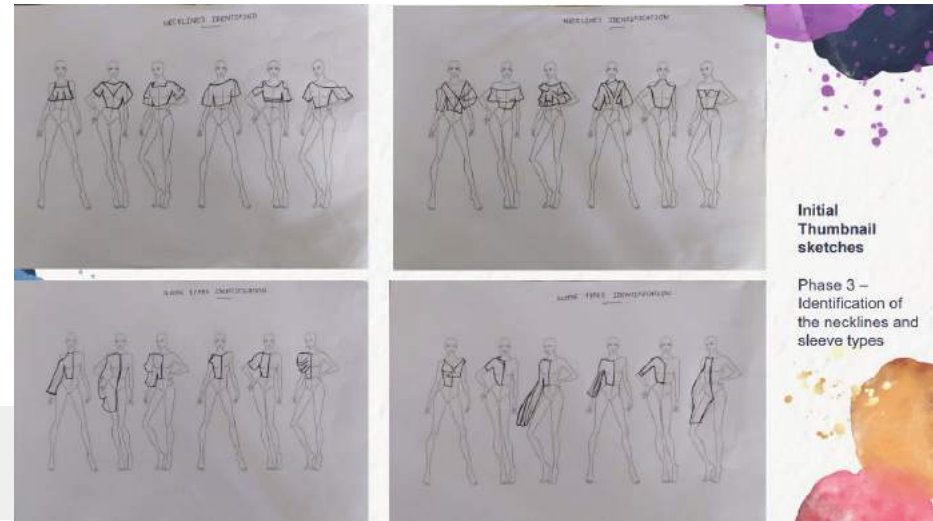


Initial Thumbnail Sketches

Phase 02 – tried to emphasize those identifications into the occasional-evening wear collection



Initial Thumbnail Sketches



Initial Thumbnail sketches

Phase 3 – Identification of the necklines and sleeve types



LINE UP OF THE ASSORTMENTS
RANGE BOARD
FRONT LOOK

Final Photoshoot



EXPERIMENTS

LOOK 05


Puff long Sleeve : Inspired by the " Ehelepola Kuman Haami" Jacket and " Nangi haami " Jacket sleeves

Tight Skirt with the ruffles at the bottom : Inspired by the " Gama Haamine " tight skirt part and " Gurulu Raaja " silhouette identification of Ruffles

Patterns : Regular (Direct) pattern decoding

Accessories, jewelries and Makeup : matched with the artsy fashion style along with Puppet inspirations





Final Photoshoot



Final Photoshoot

THANK YOU !!!